



## Rack & pinion systems

### Enhanced durability and efficiency

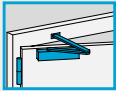
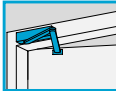
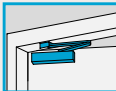
Complementing our Cam-Motion door closers, ASSA ABLOY's high-efficiency rack and pinion technology also offers easy access solutions with link arms.

Due to the high efficiency performance, there is minimal energy loss between the opening force applied by the user, and the closing force returned by the door closer.

This means that a comfortable, low opening force can be set while still meeting the closing force requirements of EN 1154 for use on fire and smoke protection doors.

This meets the responsibilities of specifiers and building owners and improves the end user's experience of the building environment.

#### Product overview – Rack and pinion link arm door closers

	DC300	DC347	DC340	DC200	DC140	DC120
<b>Closing force</b>	EN size 3-6	EN size 5-7	EN size 2-6	EN size 2-4	EN size 2/3/4/5	EN size 2/3/4
<b>Maximum leaf width</b>	1400 mm	1600 mm	1400 mm	1100 mm	1250 mm	1100 mm
<b>Suitable for fire doors</b> <i>only for ≥EN3 and not for hold-open variants</i>	■	■	■	■	■	■
<b>Backcheck</b>	■	■	■	■	■	■
<b>Delayed closing</b>	□		□			
<b>Hold-open variant</b>	■		■	■	■	■
<b>Parallel arm variant</b>	■			■	■	
<b>Guide rail variant</b>	■		■		■	
<b>Mounting options</b>						
Hinge side door leaf mounting 	■	■	■	■	■	■
Non-hinge side frame mounting 	■	■	■	■	■	■
Non-hinge side door leaf mounting with parallel arm 	■ EN size 2-5			■ EN size 2-3	■ EN size 3	

■ = yes

□ = yes, but not for all product variants